

Soft Absorber

FPD-1016 Series



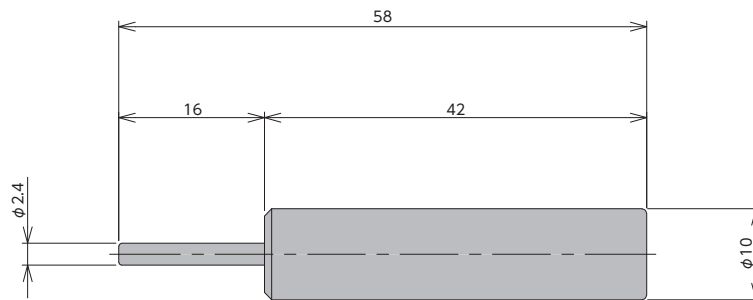
Model Description

F P D - 1 0 1 6 A 3 0 - S W

① ② ③ ④ ⑤ ⑥

- ① Series name
- ② External diameter
- ③ Stroke
- ④ Symbols indicating characteristic
A30: Low-load specification
A40: High-load specification
- ⑤ Symbols indicating form
S: S type (Standard)
*Please refer to the external dimensions
- ⑥ Symbols indicating color W : White

External Dimensions



FPD-1016A□-SW

Specifications

MODEL	Push speed range mm/s	Max load thrust N (kgf)	Cylinder cap color
FPD-1016A30-SW	15 or lower	300(30)	black
FPD-1016A40-SW		400(40)	white

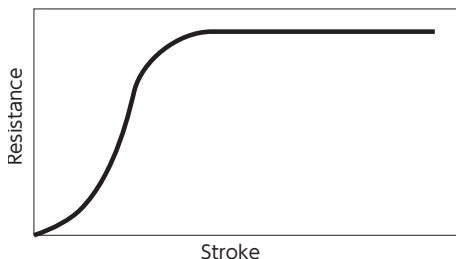
* For the motion-time of each load, please see the next page.

Common Specifications

Stroke	mm	16	Mass	g	5.2
			Main unit material		Resin
Recovering power of piston rod	N(kgf)	10 (1.0) or lower	Range of operating temperature	°C	5~40

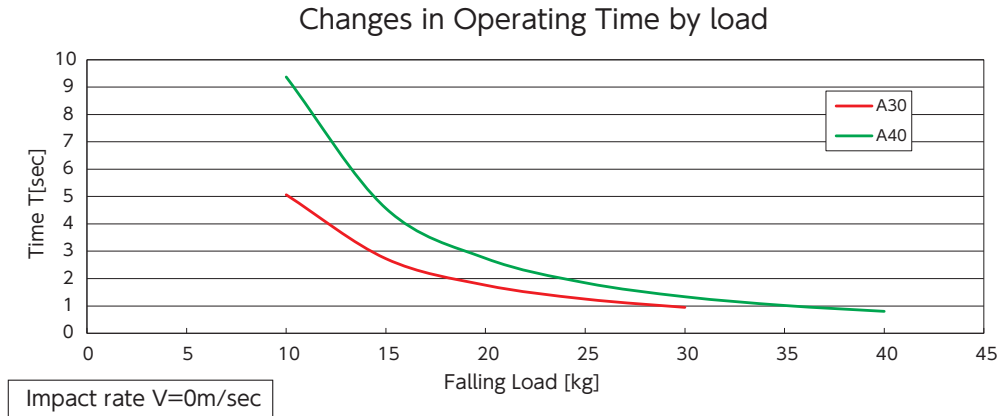
Waveform of Resistance

Waveform of Resistance: When pressing constant speed (F.Y.R.)

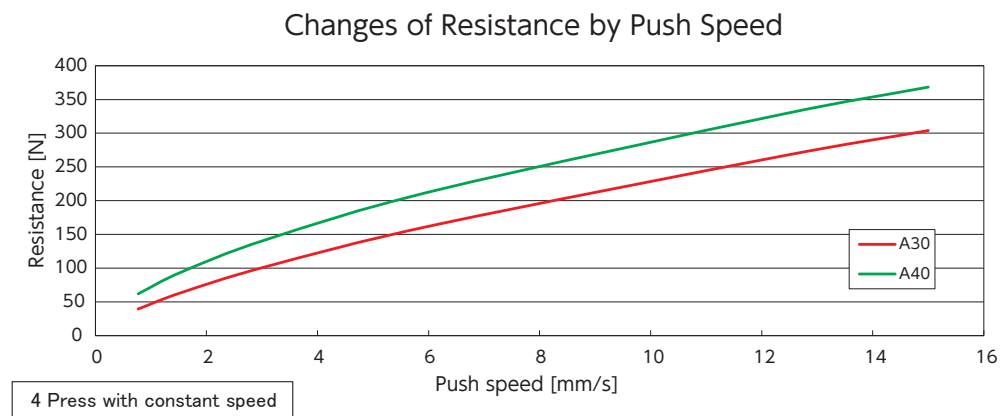


●Products specification might be changed without notice.

Graph of Operating Time by Load



Graph of Resistance by Push Speed



Precautions for Use

- * Use with an external stopper.
- * Ensure that sufficient mounting strength is secured for this product.
- * 2 or more of this product can be used in parallel.
- * Do not use this product in a vacuum or a location where it may come in contact with oil.
- * Ensure that an eccentric load is not applied to the soft absorber.
 Allowable eccentric angle: within $\pm 2.5^\circ$
- * Do not pull the soft absorber beyond the stroke used.
 (This will cause the damage or failure of the soft absorber.)
- * Do not press the piston rod of soft absorber in beyond the stroke used.
 (This will cause the incomplete return of piston rod, and other failures.)
- * When the gap between the pressing time and the returning time of the piston rod is large, the durability may be affected. Confirm its performance in an actual machine before use.

